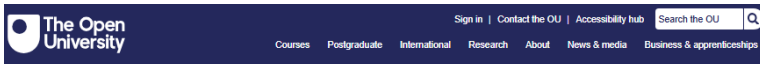


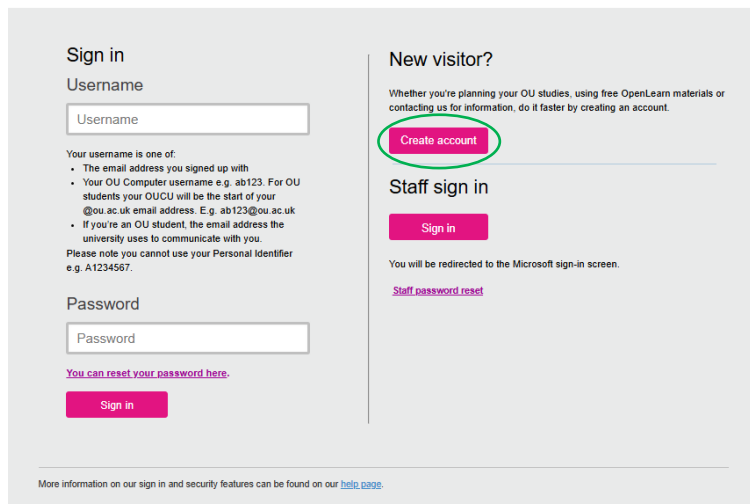
To access the 3 safeguarding eLearning courses - Safeguarding Essentials (Course 1), Safeguarding in Practice (Course 2), Effective Safeguarding (Course 3), please follow the given steps:

## Step 1

Register on the Open University's Open Learn Platform by clicking [here](#) and you will be directed to the sign up page below. Click on the circled 'Create Account' button.



## Sign in to the OU website



**Sign in**

Username

Username

Your username is one of:

- The email address you signed up with
- Your OU Computer username e.g. ab123. For OU students your OUCU will be the start of your @ou.ac.uk email address. E.g. ab123@ou.ac.uk
- If you're an OU student, the email address the university uses to communicate with you.

Please note you cannot use your Personal Identifier e.g. A1234567.

Password

Password

[You can reset your password here.](#)

Sign in

**New visitor?**

Whether you're planning your OU studies, using free OpenLearn materials or contacting us for information, do it faster by creating an account.

Create account

**Staff sign in**

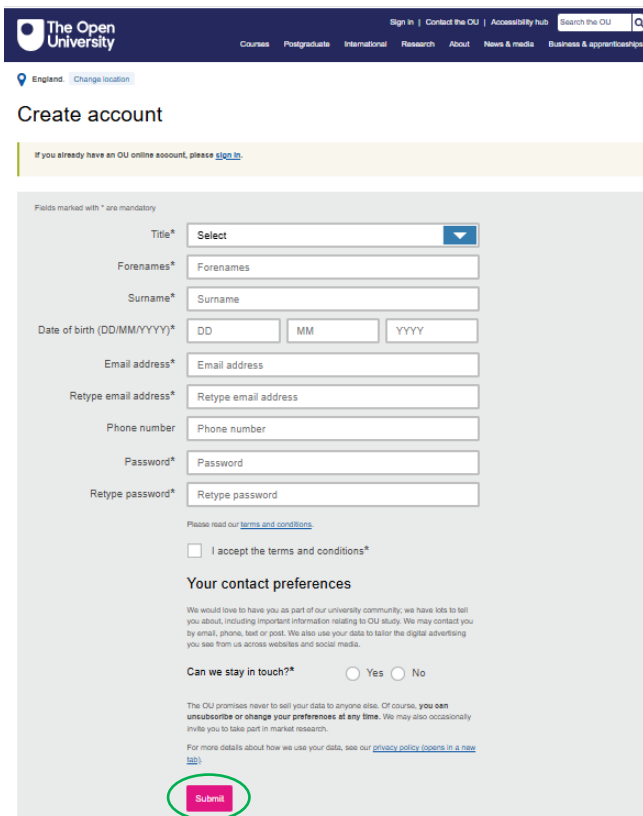
Sign in

You will be redirected to the Microsoft sign-in screen.

[Staff password reset](#)

More information on our sign in and security features can be found on our [help page](#).

Once you click on it, you will be directed to the Create Account Page. Fill in the requested information and click on the circled 'Submit' button.



**The Open University**

England [Change location](#)

**Create account**

If you already have an OU online account, please [sign in](#).

Fields marked with \* are mandatory

Title\*

Forenames\*

Surname\*

Date of birth (DD/MM/YYYY)\*

Email address\*

Retype email address\*

Phone number

Password\*

Retype password\*

Please read our [terms and conditions](#)

I accept the terms and conditions\*

**Your contact preferences**

We would love to have you as part of our university community, we have lots to tell you about, including important information relating to OU study. We may contact you by email, phone, text or post. We also use your data to tailor the digital advertising you see from us across websites and social media.

Can we stay in touch?\*  Yes  No

The OU promises never to sell your data to anyone else. Of course, you can unsubscribe or change your preferences at any time. We may also occasionally invite you to take part in market research.

For more details about how we use your data, see our [privacy policy \(opens in a new tab\)](#).

Submit

Once you click '**Submit**', you will be prompted to verify your email address. You will then be redirected to the Open Learn Platform sign-up page to confirm your login details and access your account.

Your account on the Open Learn Platform will then be successfully created enabling you to access all 3 courses.

Next, follow the steps below to enrol in Safeguarding Essentials (Course 1).

**Step 2**

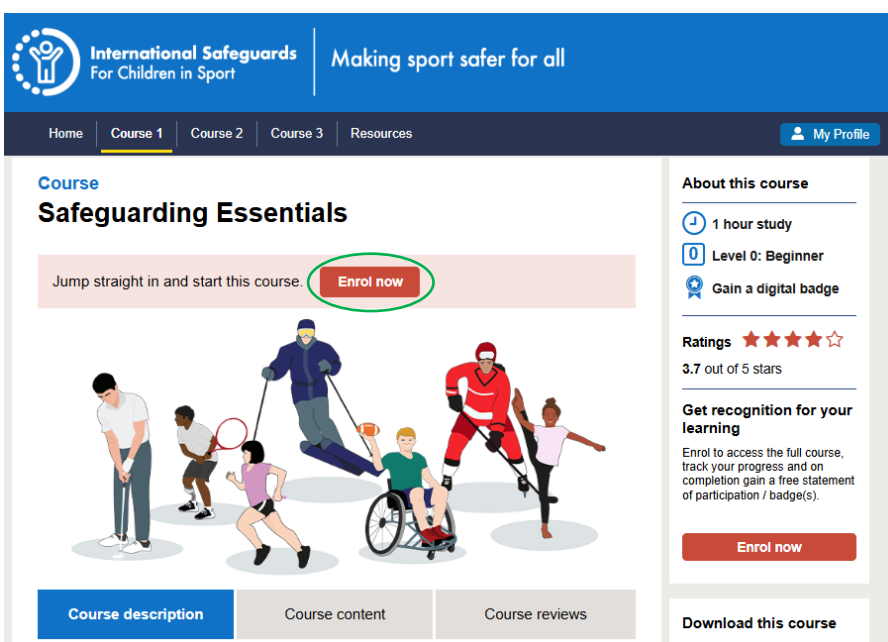
To enrol into the course, click [here](#) and you will be directed to the Safeguarding Essentials (Course 1) homepage, as shown below. Click on the circled '**Sign up/Sign in**' button and enter your login details.



You will then be redirected to the course homepage, where '**My Profile**' will be displayed, confirming that you are logged in.

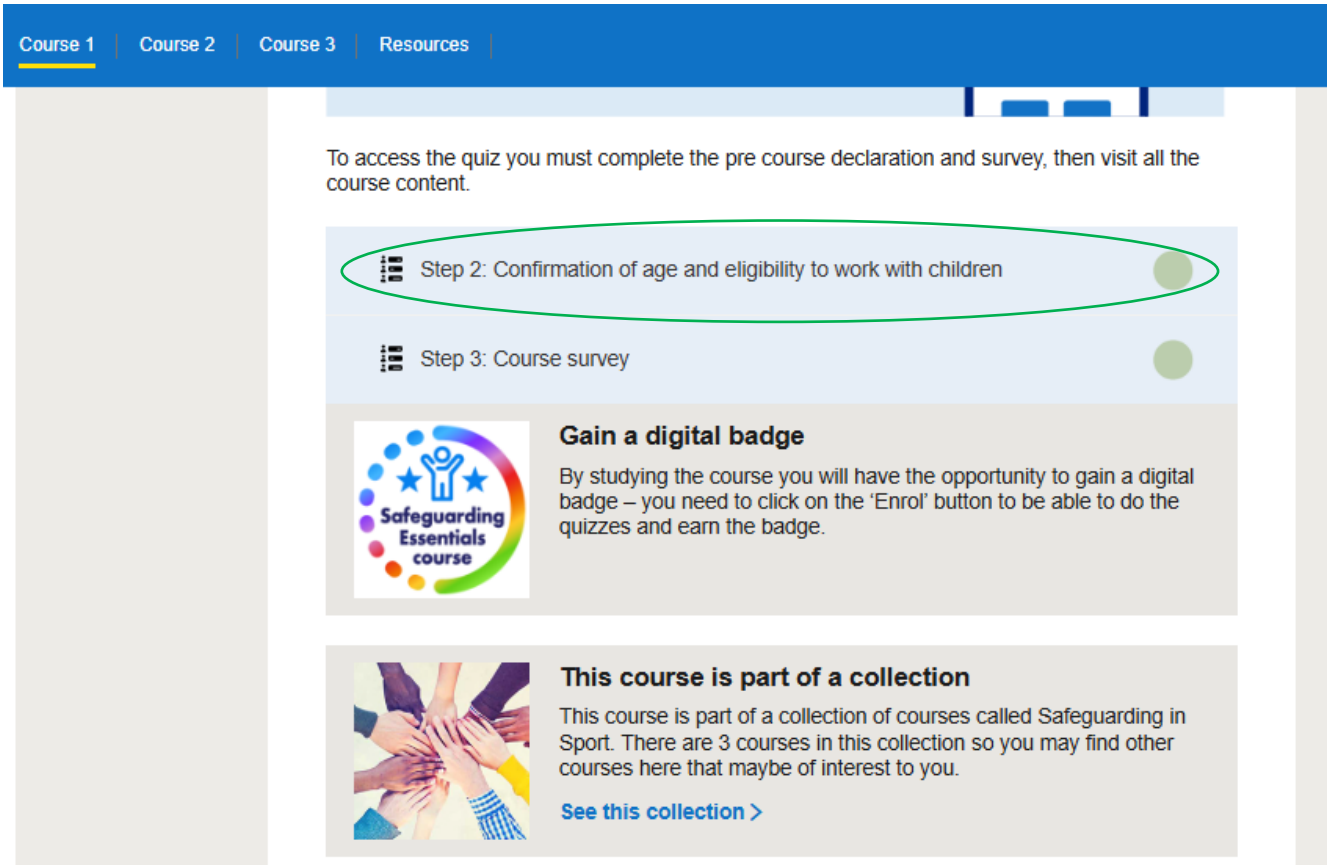
**Step 3**

Click on the '**Enrol Now**' button to get access to the course.



**Step 4**

Scroll to the bottom of the homepage and click on the circled pre-course declaration '**Step 2: Confirmation of age and eligibility to work with children**', then select '**Answer the Questions**' to confirm your eligibility.



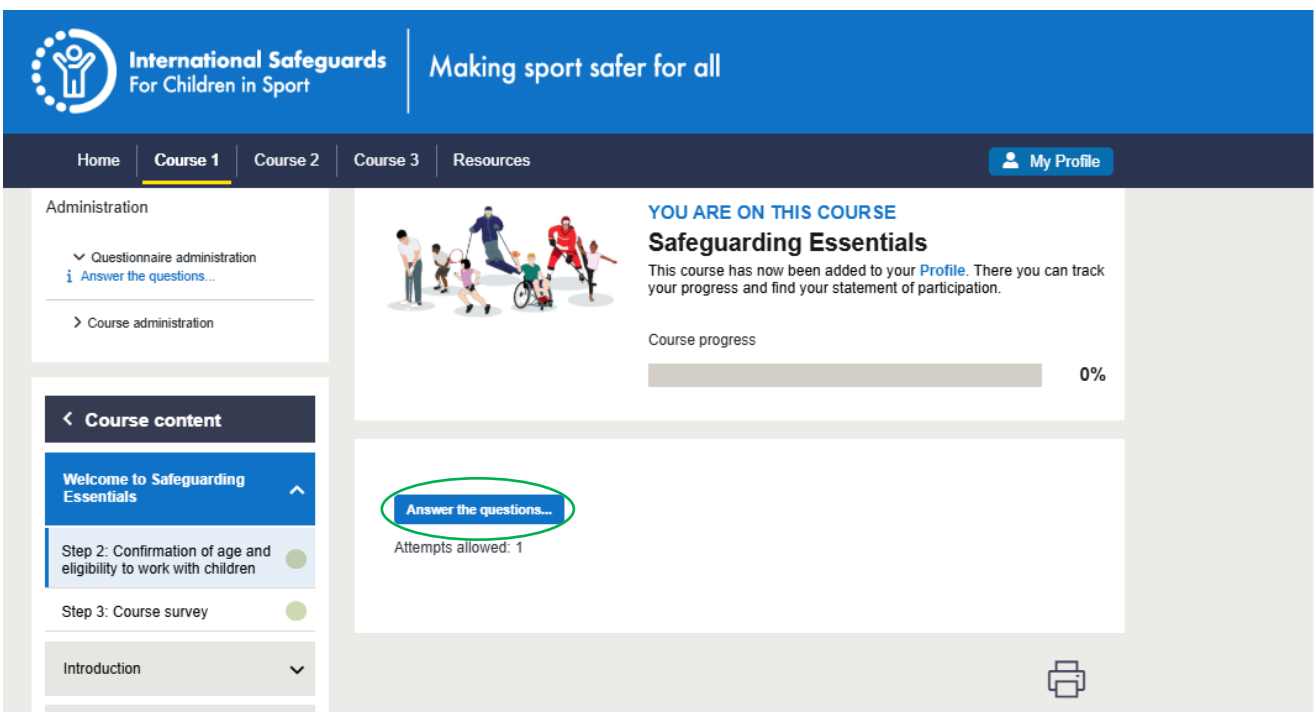
Course 1 | Course 2 | Course 3 | Resources

To access the quiz you must complete the pre course declaration and survey, then visit all the course content.

- Step 2: Confirmation of age and eligibility to work with children
- Step 3: Course survey

**Gain a digital badge**  
By studying the course you will have the opportunity to gain a digital badge – you need to click on the 'Enrol' button to be able to do the quizzes and earn the badge.

**This course is part of a collection**  
This course is part of a collection of courses called Safeguarding in Sport. There are 3 courses in this collection so you may find other courses here that maybe of interest to you.  
[See this collection >](#)



International Safeguards For Children in Sport | Making sport safer for all

Home | **Course 1** | Course 2 | Course 3 | Resources | My Profile

Administration

- Questionnaire administration
  - [Answer the questions...](#)
- Course administration

**YOU ARE ON THIS COURSE**  
**Safeguarding Essentials**  
This course has now been added to your Profile. There you can track your progress and find your statement of participation.

Course progress: 0%

**Course content**

- Welcome to Safeguarding Essentials
- Step 2: Confirmation of age and eligibility to work with children
- Step 3: Course survey
- Introduction

[Answer the questions...](#)  
Attempts allowed: 1

Print

**Step 5**

Click on the circled '**Step 3: Course Survey**' and then on '**Answer the Questions**' to complete the survey.

Home | **Course 1** | Course 2 | Course 3 | Resources

### STEP 3

**Complete the survey**  
Help us understand who is taking the course.

To access the quiz you must complete the pre course declaration and survey, then visit all the course content.

- Step 2: Confirmation of age and eligibility to work with children ✓
- Step 3: Course survey** ●

**Gain a digital badge**  
By studying the course you will have the opportunity to gain a digital badge – you need to click on the 'Enrol' button to be able to do the quizzes and earn the badge.

**International Safeguards For Children in Sport** | Making sport safer for all

Home | **Course 1** | Course 2 | Course 3 | Resources | [My Profile](#)

Administration

- Questionnaire administration
- [Answer the questions...](#)
- Course administration

**YOU ARE ON THIS COURSE**  
**Safeguarding Essentials**  
This course has now been added to your [Profile](#). There you can track your progress and find your statement of participation.

Course progress 14%

**Answer the questions...**  
Attempts allowed: 1

Once you click on '**Answer the Questions**', in question 2, if you cannot find your sport, click on the circled '**other**' option and specify your sport.

The screenshot shows the AQIU website interface. At the top, the AQIU logo is on the left, and the text 'International Safeguards For Children in Sport' and 'Making sport safer for all' is on the right. Below this is a navigation bar with 'Home', 'Course 1' (highlighted), 'Course 2', 'Course 3', and 'Resources'. A 'My Profile' button is on the right. The main content area is divided into a left sidebar and a main panel. The sidebar has 'Administration' with options for 'Questionnaire administration' and 'Course administration', and 'Course content' with a list of sessions and a 'Certificate' link. The main panel shows 'YOU ARE ON THIS COURSE Safeguarding Essentials' with a progress bar at 14%. Below this is 'Step 3: Course survey' with a 'Pre-course survey' section. The first question is 'Which country do you live in?' with a dropdown menu. The second question, 'Which sport are you most involved in?', is circled in green and has an 'Other - please give details in the box below' dropdown option. A 'Print Blank' button is visible. At the bottom, it says 'Page 1 of 3' and 'Next Page >>'.

**Step 6**

You now have access to the course material. Click on the circled 'Get Started' button below to start learning.

The screenshot shows the 'International Safeguards For Children in Sport' website. The main navigation bar includes 'Home', 'Course 1', 'Course 2', 'Course 3', and 'Resources'. A 'My Profile' button is visible in the top right. The left sidebar contains 'Administration' (with 'Questionnaire administration' and 'Course administration' options) and 'Course content' (with a list of sessions: 'Welcome to Safeguarding Essentials', 'Introduction', 'Session 1. What is safeguarding and why is it needed?', 'Session 2. Making sport safer for all', 'Session 3. Responding to safeguarding concerns', 'Quiz', and 'Certificate'). Below the sidebar is a 'Download this course' section with a 'Course formats' dropdown menu.

The main content area features a blue header with the text 'International Safeguards For Children in Sport' and 'Making sport safer for all'. Below this, a section titled 'YOU ARE ON THIS COURSE' displays 'Safeguarding Essentials' with a progress bar at 29%. The text states: 'This course has now been added to your Profile. There you can track your progress and find your statement of participation.' Below the progress bar, the text reads: 'Step 3: Course survey' and 'Please complete this short survey about your involvement in sport.' A thank you message follows: 'Thank you for completing this Questionnaire.' An illustration shows various people participating in sports: a person with a tennis racket, a person with a wheelchair, a person with a wheelchair holding a basketball, a person in a red hockey uniform, and a person with a martial arts belt. Below the illustration, the text says: 'You are now ready to start.' and 'Click on the Get started button below to begin the Safeguarding Essentials course.' A green button labeled 'Get started →' is circled in green.

**Step 7**

Upon completing the course, please download your certificate of completion.